












































ICON

LEGEND & DESCRIPTION

Material	HSS	High Speed Steel	HSS Co5	5% Cobalt High Speed Steel	HSS Co8	8% Cobalt High Speed Steel	HSS Co8e	8% Cobalt HSS, Eccentric Relief Sharpening		
	HSS V3	3% Vanadium High Speed Steel	SOLID CARBIDE	9-10% Cobalt, 0.2-0.8 µm Grain size.	CARBON STEEL	Carbon Steel				
Finish	BLUE FINISH	Steam (HOMO) Temper	BRIGHT FINISH	No Surface Treatment	BRIGHT FINISH WITH TIN TIP	TIN Coated for a length of 4 x diameter				
	GOLD OXIDE	Steam (HOMO) Temper Straw Colour	TiAIN	Titanium Aluminium Nitride (Black Finish)	TIN	Titanium Nitride (Gold Finish)	X.TREME	TiAlN suited to Solid Carbide (Violet -grey Finish)		
Type	TYPE N	Type N Standard	TYPE W	Type W For Soft Materials	TYPE H	Type H For Hard Materials	TYPE FS	Parabolic Flute Strong Core		
	CBA	Colour Band Application								
Milling Profile		Staggered Teeth Side & Face Cutters		Straight Teeth Side & Face Cutters						
		Fine Pitch Knuckle Type Roughing Profile		Coarse Pitch Knuckle Type Roughing Profile		Fine Pitch Flat Crest Rough Semi-finishing Profile		Coarse Pitch Flat Crest Rough Semi-finishing Profile		
Standard	ISO 529	ISO Standard 529	DIN 371	DIN Standard 371	WORKS STD.	Factory Specifications				
	RF	Refined Flute	QS	Quick Spiral	H 7	Reamer to produce H7 Tolerance				
Shank		Flatted Shank h6 Tolerance		Plain Shank h7 Tolerance		Threaded Shank h8 Tolerance		Carbide Plain Shank h6 Tolerance		
		Morse Taper Shank MT 3 - 5								
Point Angle								Drill Point Angles		
		Countersink Angles 60° & 90°								
Lengths		Drills Stub Series		Drills Jobber Series		Drills Long Series		Drills Extra Length Series		
		End Mills Regular Series		End Mills Long Series						
Flute Helix Angle										Right hand helix
				Left hand helix						
Centre Drills		Form A Standard		Form B Protected		Form R Radius				
Inclination		To Suit 1 in 10 Taper		To Suit 1 in 50 Taper		To Suit 1 in 48 Taper				



ICON

LEGEND & DESCRIPTION

Threads	M Metric	MF Metric Fine	BSW British Standard Whitworth	BSF British Standard Whitworth Fine						
	UNC Unified National Coarse	UNF Unified National Fine	BSPT British Standard Pipe Taper "F" Series	BSP British Standard Pipe (Fine) "G" Series						
	NPS National Pipe Straight	NPT National Pipe Taper	BA British Association	BSB British Standard Brass						
	Thread Form - with 47½°/55°/60° flank angle									
Tolerance	h8 (d)	h8	k10	h10	k12	e8	Tolerance on cutting Diameter			
	wre63 d=h12	wrd11 d=d11	Woodruff Tolerance		rH11 d1=js14	Corner Rounding Tolerance				
Application		Taper, Through & Blind Hole			Through & Blind Hole			Blind Hole Tapping		Through Hole Tapping
		Direction of Cut								
	LH	Left Hand Cutting			RH	Right Hand Cutting				Hand Taps

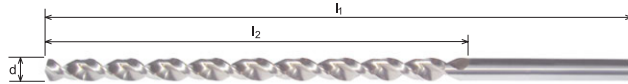
GENERAL



MATERIAL DESCRIPTIONS

Materials	Code 0	Code 1	Code 2	Code 3	Code 4	Code 5	Code 7
Free Cutting Steels	x	x	x	x	x	x	x
Carbon Steel	x	x	x	x	x	x	x
Alloy Steel	x	x	x	x	x	x	x
Stainless Steel	x	x	x	x	x	x	x
Heat Resisting Alloys		x	x				
Nimonic Alloys				x	x	x	x
Titanium	x	x	x	x	x	x	x
Tool Steel				x	x	x	x
Cast Irons	x	x	x	x	x	x	x
Nickel	x						
Manganese Steels		x	x			x	x
Aluminium Alloys	x	x	x	x	x	x	x
Magnesium Alloys		x	x			x	x
Zinc Alloys						x	x
Copper	x	x	x	x	x	x	x
Synthetics / Plastics	x	x	x	x	x	x	x





UDL Extra Length Drills - Long Chip



Codes

**118, 119
& 120**

Properties

M	DIN 1869	HSS Co5
	TYPE FS	
	BRIGHT FINISH	
	UX POINT	

Suited Materials

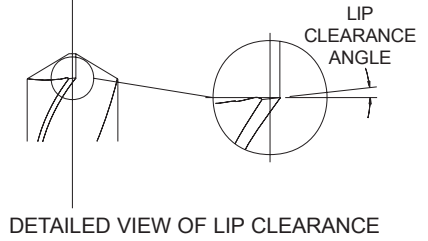
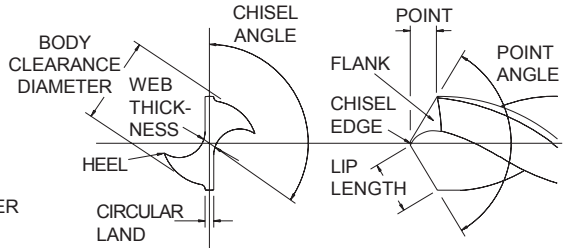
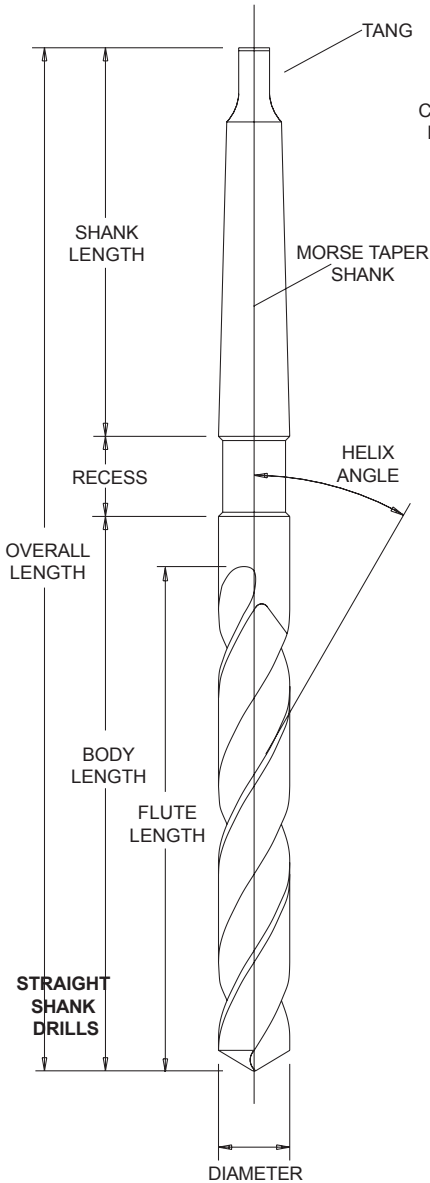
CARBON STEEL	ALLOY STEEL	ALUMINIUM
GENERAL		



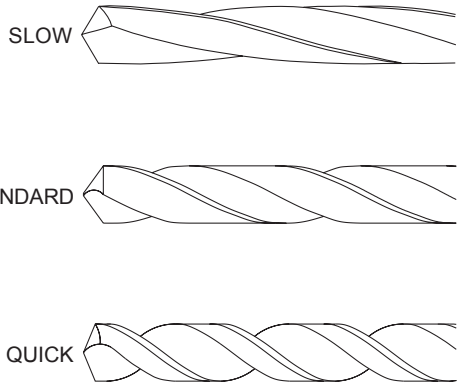
STRAIGHT SHANK DRILLS

d	l ₂	l ₁	Code	d	l ₂	l ₁	Code
SERIES 1							
2	85	125	1180200	8.5	165	240	1180850
2	90	135	1180201	9	175	250	1180900
2.5	95	140	1180250	9.5	175	250	1180950
3	100	150	1180300	10	185	265	1181000
3	105	155	1180301	*11	195	280	1181100
3.5	115	165	1180350	*11.5	195	280	1181150
4	120	175	1180400	*12	205	295	1181200
4.5	125	185	1180450	*12.5	205	295	1181250
5	135	195	1180500	*13	205	295	1181300
5.5	140	205	1180550	*13.5	220	310	1181350
6	140	205	1180600	*14	220	310	1181400
6.5	150	215	1180650	*14.5	220	310	1181450
7	155	225	1180700	*15	220	310	1181500
7.5	155	225	1180750	*15.5	230	320	1181550
8	165	240	1180800	*16	230	320	1181600
SERIES 2							
3	130	190	1190300	9.5	220	320	1190950
3	135	200	1190301	10	235	340	1191000
3.5	145	210	1190350	*10.5	235	340	1191050
4	150	220	1190400	*11	250	365	1191100
4.5	160	235	1190450	*12	260	375	1191200
5	170	245	1190500	*12.5	260	375	1191250
5.5	180	260	1190550	*13	260	375	1191300
6	180	260	1190600	*13.5	275	380	1191350
6.5	190	275	1190650	*14	275	380	1191400
7	200	290	1190700	*14.5	275	380	1191450
7.5	200	290	1190750	*15	275	380	1191500
8	210	305	1190800	*15.5	290	400	1191550
8.5	210	305	1190850	*16	290	400	1191600
9	220	320	1190900				
SERIES 3							
4	190	280	1200400	9	280	410	1200900
4.5	200	295	1200450	9.5	280	410	1200950
5	210	315	1200500	10	295	430	1201000
5.5	225	330	1200550	*10.5	295	430	1201050
6	225	330	1200600	*11	300	455	1201100
6.5	235	350	1200650	*11.5	300	455	1201150
7	250	370	1200700	*12	300	480	1201200
7.5	250	370	1200750	*12.5	300	480	1201250
8	265	390	1200800	*13	300	480	1201300
8.5	265	390	1200850				

*Works standard.

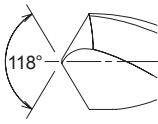


TYPES OF SPIRAL (OR HELIX) ANGLES

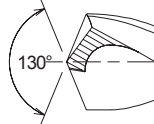
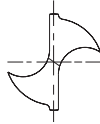


Note : Selecting the correct Drill
Refer to the User Guide for detailed information.

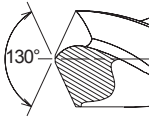
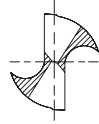
DRILL POINT STYLES



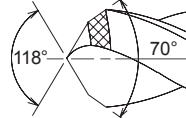
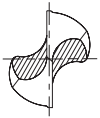
Standard Point



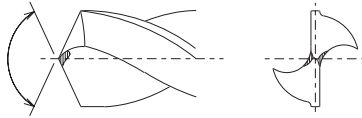
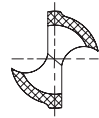
Split Point
Din 1412 Form C



"UX Point"
DIN 1412 TYPE B



Cast Iron Point
"DX Point"
DIN 1412 TYPE D

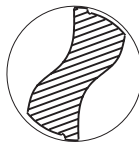


DIN 1412 TYPE A

FLUTE FORMS



● Conventional Web



● Parabolic Flute Form
● Thicker Web



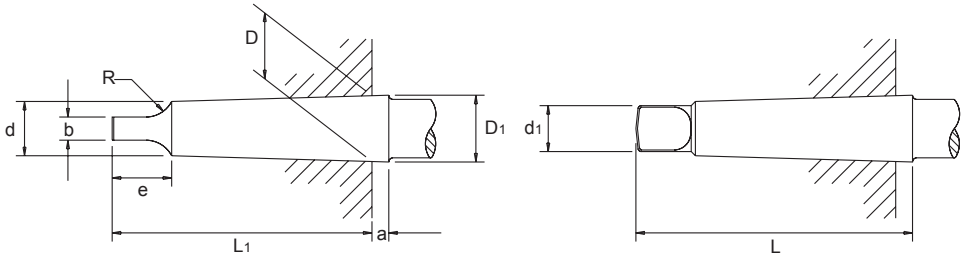
● Chipbreak **SHANK DRILLS**

Benefits of the Parabolic Flute Form

Heavy web construction increases rigidity under torsional load thus eliminating chatter at the cutting edges which cause edge break down and early failure. The Parabolic drill web is 50-90% thicker than the standard drill, depending on drill diameter.

Wider flute form, together with quicker spiral, promotes better chip removal while allowing easier coolant flow to the drill point.

STANDARD MORSE TAPER SHANK To I.S.O. 296 DIN228 BS1660



No. of Taper	Fitting line Diameter D	Diameter d	Overall Length Max L	D 1	a	Max L1	Max e	H13 b	Max d1	Taper / mm on Dia	Max R
1	12.065	9.0	65.5	12.2	3.5	62.0	13.5	5.2	8.7	0.04998	5.0
2	17.780	14.0	80.0	18.0	5.0	75.0	16.0	6.3	13.5	0.04995	6.0
3	23.825	19.0	99.0	24.1	5.0	94.0	20.0	7.9	18.5	0.05020	7.0
4	31.267	25.0	124.0	31.6	6.5	117.5	24.0	11.9	24.5	0.05194	8.0
5	44.399	36.0	156.0	44.7	6.5	149.5	29.0	15.9	35.7	0.05263	10.0
6	63.348	52.0	218.0	63.8	8.0	210.0	40.0	19.0	51.0	0.05214	13.0

HOW TO ORDER SPECIALS

MODIFIED STANDARDS

There are many instances when a special tool (a tool not found in the Somta catalogue or price list) can be manufactured from a standard product. We call this a 'modified standard'. Somta has both the capability and capacity to offer this service which, under normal circumstances, means a short delivery time.

The following are typical drill modifications:

Intermediate Diameters

Standard sizes can be ground down to special diameters and tolerances.

Reduced Overall Lengths

Standard drills can be cut to special lengths.

Drill Points

The standard drill point angle is 118° included. This can be modified to any angle required. Many special

points are available which include web thinning, notch points, split points, double angle points, spur and brad points etc.

Tangs and Flats

Tangs can be produced to DIN, ASA and ISO, also special whistle notch flats on shanks.

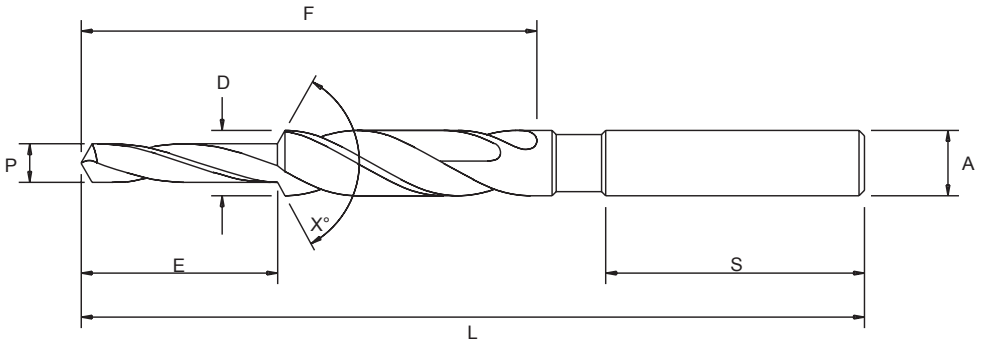
Step Drills

Standard drills can be modified into step drills.

Surface Treatments

A full range of surface treatments including nitriding, stream oxide, chemical blackening, gold oxide and various titanium coatings are available.

MULTIPLE DIAMETER DRILLS



Specify whether drill is to be Step or Subland Type.

D = Diameter of large, fluted section.

P = Diameter of small, fluted section.

A = Shank Diameter.

L = Overall Length.

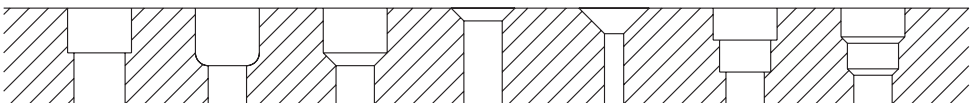
F = Flute Length.

E = Length of Small Diameter. This is measured from the extreme point to the bottom corner of the step angle.

X° = Included angle of the step angle.

S = Shank Length.

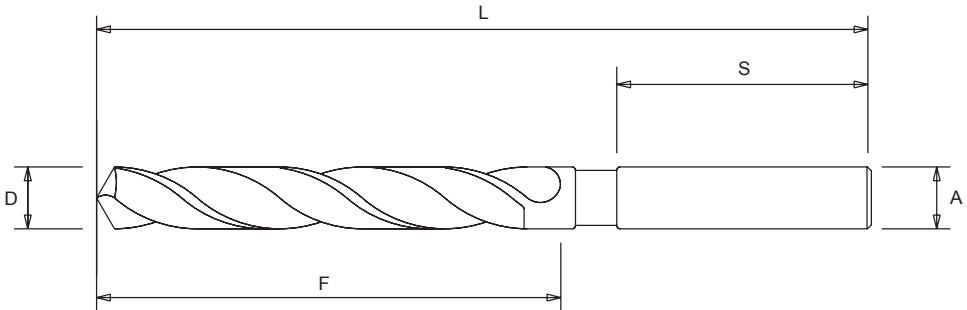
It is possible to drill two or more diameters in a hole on one operation with a correctly designed drill and these are often used in mass production engineering.



Some of the hole types that can be drilled in a single operation.

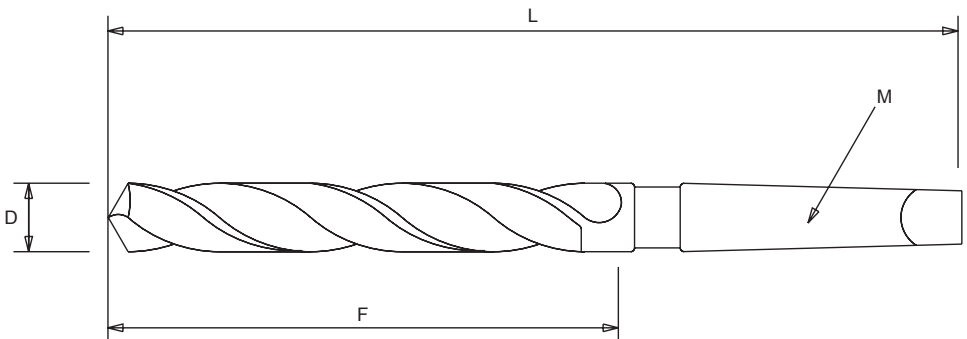
When an intermediate diameter or a non standard length of drill is required, the following diameters and lengths need to be specified.

Straight Shank Drills



D = Drill Diameter
A = Shank Diameter
L = Overall Length
F = Flute Length
S = Shank Length

Morse Taper Shank Drills



D = Drill Diameter
L = Overall Length
F = Flute Length
M = Morse Taper Size